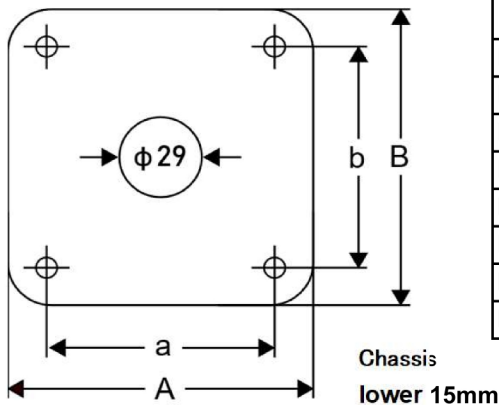


Rectangular Case Type

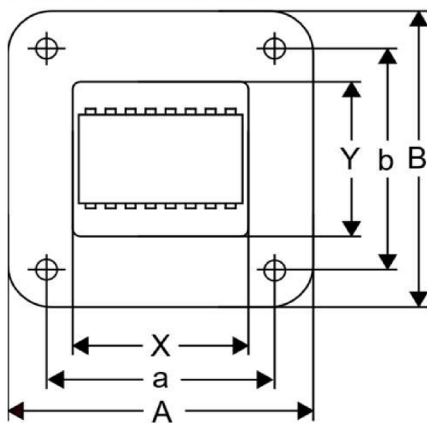
OPT. CHOKE. LINE Trans
INTERSTAGE Trans



Model No.	Size(mm)					Weight (kg)
	Outline			Screw		
	A	B	Hight	a	b	
FC-40-10S	125	125	180	80	80	7.7
FC-120,FC-40-S	125	125	138	80	80	6.7
FC-60,FC-30-S	110	100	114	80	80	4.0
FC-20S,FC-40,NC-20	85	80	105	60	55	2.1
LC-,LL-						2.4
FC-12S,FC-25	78	72	95	60	55	1.5
LE-D						1.8
NP-126,RC-W	56	50	80	44	38	0.8

Rectangular Case Type

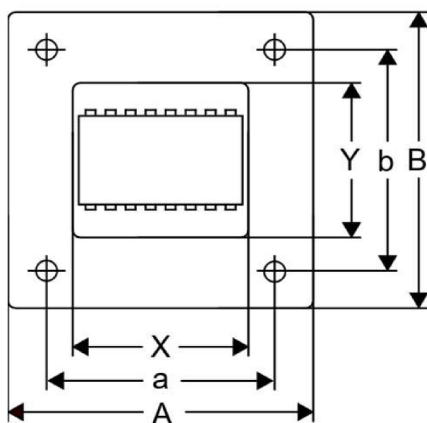
Power Transformers



Model No.	Size(mm)								Weight (kg)
	Outline		Chassis		Screw		Clipping		
	A	B	Upper	Lower	a	b	X	Y	
MS-211DL	125	125	180	36	95	76	88	66	11
MS-4233D MS-4042D	125	125	138	36	95	76	88	66	9.0
MS-4016D	125	125	114	36	95	76	88	66	8.0
MS-1913D									7.7
MS-4023D II									7.3
MS-4019D	110	100	114	30	87	70	78	63	5.9

Bowl Shaped Type

Power Transformers



Model No.	Size(mm)								Weight (kg)
	Outline		Chassis		Screw		Clipping		
	A	B	Upper	Lower	a	b	X	Y	
MS-4042	120	105	110	36	95	76	88	66	6.5
MS-1913	120	105	100	32	95	76	88	66	5.7
MS-3228 MS-4023 II	120	105	95	32	95	76	88	66	5.3
MS-4019	110	96	108	32	87	70	78	63	5.1
MS-4018	110	96	92	31	87	70	78	63	4.5
MS-3716,MS-3216 MS-3221,MS-4812	110	96	82	30	87	70	78	63	3.8
MS-2603	85	70	60	22	65	52	58	48	1.6